

# INTU FR DISC

*Firestop intumescent disc*

TDS Technical Data Sheet



**•INTUSEAL®**  
*passive fire protection manufacturer*

CE



[www.intuseal.com](http://www.intuseal.com)

## ➔ PRODUCT DESCRIPTION

The **INTU FR DISC** is a Ø65 x 3 mm self-adhesive fireproof intumescent disc that is applied to the partition and can be plastically shaped around installations in small openings up to Ø25 mm in diameter. **INTU FR DISC** swells when exposed to temperature and forms a fire-resistant seal for installations passing through the partition in fire resistance class up to **EI120**.

## ➔ APPLICATION

The Fire resistant system **INTU FR DISC** is designed for application in openings of diameter  $\leq \text{Ø}25$  mm and used to fire protection of:

- Single electric cables with diameter  $\text{Ø} \leq 21$  mm
- Fibre-optic cables and cable bundles with diameter  $\text{Ø} \leq 25$  mm
- Single steel pipes with diameter  $\text{Ø} \leq 16$  mm

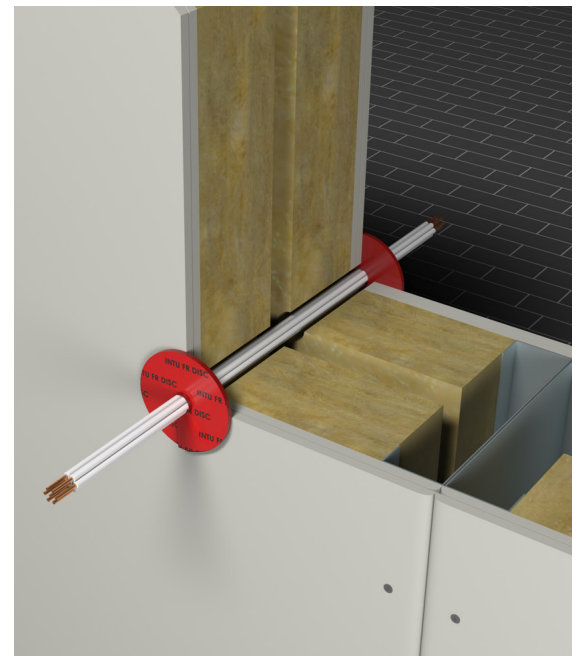



<b>Flexible walls:</b>	The wall must be minimum thickness 100 mm. Must have frame structure of steel or wooden sections covered on both sides with minimum 2 layers of panels with minimum thickness 12,5 mm.
<b>Rigid walls:</b>	The wall must be minimum thickness 100 mm. Must be made of concrete, reinforced concrete, concrete blocks, cellular concrete, ceramic brick (solid, hollow or lattice) or silicate brick (solid or hollow) with min. density 450 kg/m³.
<b>Rigid floors:</b>	The floor must be minimum thickness 150 mm. Must be made of concrete, reinforced concrete or cellular concrete with minimum density 550 kg/m³.

## ➔ AVAILABILITY

Product	Dimesnions	Box	Outer box	Pallet	Art. noumber
INTU FR DISC	65 mm x 3 mm	32	384	12288	INFRDC32

## ➔ INSTALLATION METHOD

- Clean the surfaces of the partition from grease and other contaminants before sealing is performed.
- Stick the intumescent disk at the installation site with 10 mm overlap:
  - in wall: apply intumescent discs from both sides of the partition
  - floor, apply intumescent disc from the bottom of the floor



## ➔ COMPLIANCE

- Test standard:  
**EN 1366-3 / EAD 350454-00-1104**
- European Technical Assessment:  
**ETA 24/0158 of 28/03/2024**
- Declaration of Performance:  
**DoP 4/2024**
- Certificate of Constancy of Performance  
**1488-CPR-1110/W**

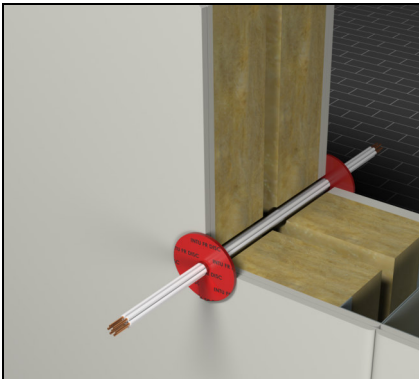
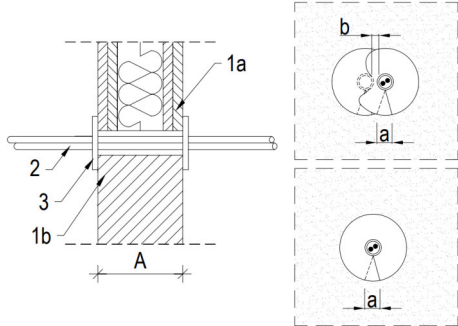
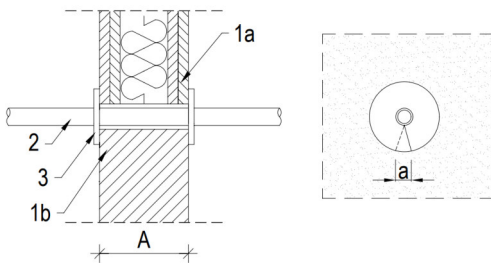
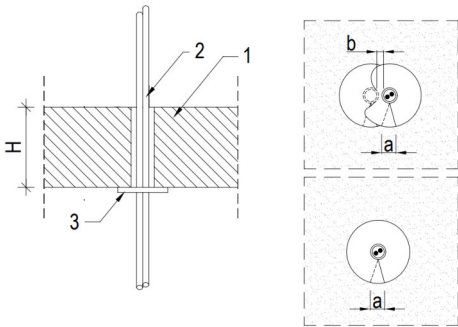
## ➔ TRANSPORT AND STORAGE

Store in dry conditions, at a temperature between +5°C to +35°C. Shelflife: 12 months from the date of production placed on the package.

## ➔ FIRE CLASSIFICATION

Installation penetration type		Diameter Ø [mm]	Fire resistance class	
			Flexible / Rigid wall	Floor
Single or double cable		$\varnothing_{\text{CABLE}} \leq 14, \varnothing_{\text{BUNDLE}} \leq 25$	EI 120	EI 120
		$\varnothing_{\text{CABLE}} \leq 14, \varnothing_{\text{BUNDLE}} \leq 25$	EI 120	EI 90
Cable conduit	Steel - empty	$\varnothing_{\text{PIPE}} \leq 16$	EI 120	-
	PVC – empty or with cable type B	$\varnothing_{\text{PIPE}} \leq 25$	EI 90	

## ➔ SOLUTION DETAILS

		<p><b>Fig. 1. Cables penetration in wall</b></p> <p>1a – flexible wall, th. <math>A \geq 100</math> mm 1b – rigid wall, thickness <math>A \geq 100</math> mm 2 – cable up to <math>\varnothing 21</math> mm or bundle of cables up to diameter <math>\varnothing 25</math> mm 3 – intumescent pad <b>INTU FR DISC</b></p> <p>Disk edge overlap <math>a \approx 10</math> mm Distance between openings <math>b \geq 20</math> mm</p>
		<p><b>Fig. 2. Steel pipe penetration in wall</b></p> <p>1a – flexible wall, th. <math>A \geq 100</math> mm 1b – rigid wall, thickness <math>A \geq 100</math> mm 2 – steel pipe / conduit <math>\varnothing \leq 16</math> mm 3 – intumescent pad <b>INTU FR DISC</b></p> <p>Disk edge overlap <math>a \approx 10</math> mm</p>
		<p><b>Fig. 3. Cables penetration in floor</b></p> <p>1 – rigid floor, thickness <math>H \geq 150</math> mm 2 – cable or bundle of cables 3 – intumescent pad <b>INTU FR DISC</b></p> <p>Disk edge overlap <math>a \approx 10</math> mm Distance between openings <math>b \geq 20</math> mm</p>